

FM Google Accounts for Students



Google Student Login

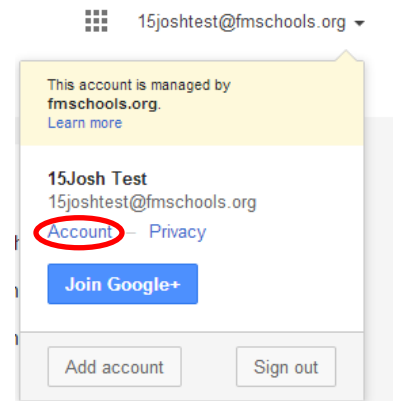
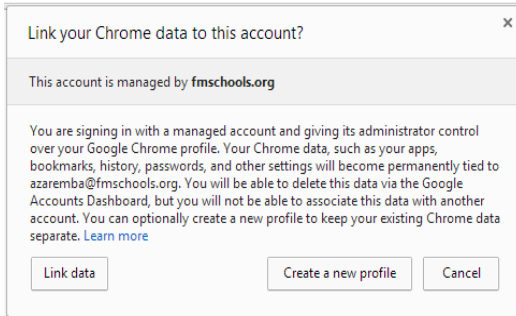
Open Chrome web browser or go to Google (www.google.com)

Student username: 17jsmith@fmschools.org

Student default password: **fm**

Accept the Agreement

Link data to school account



To Change the Student Google Password

When logged into google, click on the drop down arrow next to your name, choose Account.

At the next screen, click the security tab and choose Change Password

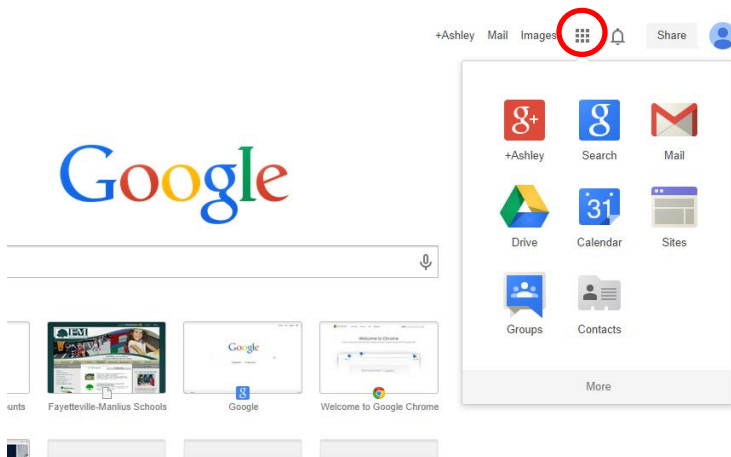
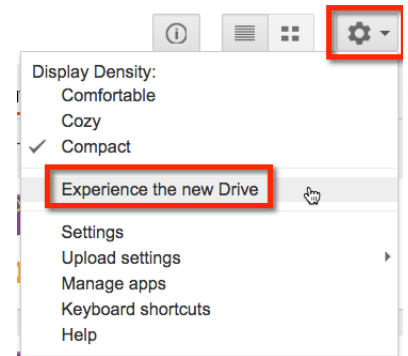
***Students should choose passwords that are at least 8 characters long**

First Use - Update your Google Drive

Navigate to Google Drive. Click the Settings icon and select *Experience the New Drive*

Drive & Mail

When logged into Google, you will see the Google Apps icon at the top of your Google Screen. Click this to navigate to Google Applications for Mail and Drive.



Students use **Gmail** for their FM student email account.

Students use **Drive** to save files you want to work on outside of school.

Just log into Google from any Internet connected device and access files you have saved in Google Drive.

How Does Google Drive Work?

You can store and access your files anywhere with Google Drive — on the web, on your hard drive, or on the go. Here's how it works:

1. Create a Google Drive account at drive.google.com.
2. Install Google Drive on your [Android device](#), [iPhone/iPad](#), and [computer](#).
3. [Upload](#) and [sync](#) files in Google Drive.

Google Drive on the web

Use Google Drive on the web to store and organize all your files. You get 30 GB of storage across Google Drive, Gmail, and Google+ Photos. If you run out, you can [contact your Computer Resource teacher](#).

With Google Drive on the web, you can:

- Create, add, or upload a file with a single button.
- Easily find and add shared files.
- Single-click a file to select it and double-click to open it.
- Drag and drop files and folders, just like you do on your desktop.
- Share files with others and choose what they can do with them: view, comment, or edit.
- Access your files even when you're not connected to the Internet.

Google Drive on your mobile device

If you're on the go, you can still access all of your files. Just download Google Drive on your phone or tablet and you're all set.

With Google Drive on your mobile device, you can:

- View, share, and organize your files.
- Upload and store new files directly from your phone or tablet.
- Print files from your mobile device.
- Scan important documents using the camera on your mobile device.
- Access your files even when you're not connected to the Internet.